

# 3 SERIES

25-46 HP COMPACT UTILITY TRACTORS



JOHN DEERE



## Meet The Mighty Three.

Get to know John Deere 3 Series Compact Tractors. This lineup features the new 3D, the economical 3E and the phenomenal 3R. Page after page, you'll find design innovation and exceptional engineering as well as attachments and implements that help you get the job done. Check out the 3s.





### The NEW 3D

The latest addition to the 3 Series comes in strong with a gear drive transmission and a standard 4409 lb (2000 kg) hauling capacity. That's something simple and powerful to hitch your wagon to. Check out the 3D on page 3.



### The 3E

This 3 is economical and powerfully versatile. The operator station is wide and comfortable. The turning radius, tight at 44 in. (111.76 cm). Get all the details on page 5.



### The 3R

Premium, top-of-the-line and exceptional. That's the 3R. The optional cab has heat and AC. The PowrReverser™ option makes loader work easy. The optional AutoConnect™ Mid-mount mower deck is simplicity itself. Learn all about it on page 7.

Get to know the mighty three. See which model is right for you.  
Or visit [JohnDeere.com/3Series](https://www.johndeere.com/3Series) or [JohnDeere.ca/3Series](https://www.johndeere.ca/3Series) or your John Deere dealer today.

## 6-YEAR LIMITED POWERTRAIN WARRANTY<sup>1</sup>

<sup>1</sup>All Compact Utility Tractors purchased new from an authorized John Deere Dealer come standard with a 6 year/2000 hour (whichever comes first) Powertrain Warranty. See the Limited Warranty for New John Deere Turf & Utility Equipment at dealer for details.

# The 3D

3025D, 3035D, 3043D

## SIMPLICITY AND POWER. ALL IN A COMPACT SIZE.

That's the mighty 3D. The simplicity starts with a heavy-duty drivetrain, 8F/8R, gear drive transmission. Very easy to learn and use with column and fender mounted shifters. Then there's the muscle with 25 HP<sup>2</sup> (18 kW), 35 HP (26 kW) or 43 HP (31 kW) options and a powerful, standard 4409 lb (2000 kg) hauling capacity. That standard doubles what other comparable small tractors can do.

Add the compact size and you have a heavy hauling, small tractor designed to pull through narrow tracts for you. It can go places easily its bigger brothers cannot. This small tractor is perfect for large properties, tree nurseries, vineyards, orchards, almond farms and spinach farms or any other property that needs to move heavy crop or materials from here to there.

**6-YEAR  
LIMITED  
POWERTRAIN  
WARRANTY<sup>1</sup>**

### 62 IN. (157.4 CM) WHEELBASE

The 49.3 in. (125.4 cm) track width and up to 2800 lb (1271 kg) weight helps with tractor stability on uneven terrain and hillsides. Particularly when towing a wagon.

<sup>1</sup>All Compact Utility Tractors purchased new from an authorized John Deere Dealer come standard with a 6 year/2000 hour (whichever comes first) Powertrain Warranty. See the Limited Warranty for New John Deere Turf & Utility Equipment at dealer for details. <sup>2</sup>The engine horsepower and torque information for non-Deere engines are provided by the engine manufacturer to be used for comparison purposes only. Actual operating horsepower and torque will be less. Refer to the engine manufacturer's web site for additional information.

## LET THE MIGHTY 3 PULL THROUGH:

**Pull wagon loads of material** across narrow, tight tracts. The heavy duty components are the key to the standard 4409 lb (2000 kg) hauling capacity.

**14 in. (35 cm) Ground Clearance.** To keep you from getting stuck going over uneven terrain.

**1670 lb (757.4 kg) Hitch Capacity.** That's some serious muscle.

**Fender Mounted Gear Shift Lever.** Right at hand. Instead of awkwardly placed between your legs.

**Forward reverse (F/R) lever** is column mounted next to the steering wheel, so changing directions is easy and at your fingertips.

**The 9.7 U.S. gal. (36.7 L) fuel tank<sup>3</sup>** is at the back of the tractor for easy access. It holds enough diesel fuel for a full, 8-hour day's work.

<sup>3</sup>Performance varies based on engine load requirement. Fuel consumption varies based on engine load.

**Front Axle is a Shield.** The placement of the hydraulic components behind the front axle protects against damage and leaks.

**1200-Hour Transmission Fluid Service Interval.** That's more time in the field and less time in the shop performing maintenance.

**Service Advisor** onboard diagnostics identifies issues and helps direct repairs.

**The Telescoping Draft Links Option.** Connect attachments and implements to the back of your tractor without constantly readjusting.

**John Deere Quik Knect™ Option.** This is the easy way to connect most PTO powered implements and attachments to the back of your tractor without scraping your knuckles.

**Light It Up.** Night becomes day with optional halogen work lights or high performance LED work lights.

### HELP YOURSELF

*Our full list of implements and attachments would rival the longest to-do list. Let [TipsNotebook.com](http://TipsNotebook.com) show you how to use them.*



**OPTIONAL 300E LOADER** has a lift height of 84 in. (214 cm) and a lift capacity of 1186 lb (539 kg), so you can shoulder just about anything.



**63.6 IN (161.5 CM) TURNING RADIUS.** As measured from the inner rear tire with a 300E loader. To maneuver around tight spaces.

Add optional pallet forks for even more versatility.

**THE ULTIMATE WAGON HAULER.** Plenty of low-end grunt. Thanks to the heavy-duty drivetrain and the large spiral bevel gear.



Optional draw bar for hauling wagons.



3043D

Optional front weights for ballasting.

# The 3E

3025E, 3032E, 3038E

## PERFECT TO DIG INTO TO-DO LISTS.

These 25 HP<sup>2</sup> (18 kW), 32 HP (23 kW), or 38 HP (27 kW) small farm and landscape tractors are economical and versatile. Perfect to dig into to-do lists. With a 44 in. (111.76 cm) turning radius, nothing will stand in your way.

Economy and quality are strengths here. The operator station is wide and comfortable. Other popular features include power steering for maneuverability, terrain-hugging four-wheel drive and the forward/reverse Twin Touch™ pedal system. Because changing directions is easy with separate pedals. One for forward. The other for reverse.

**THE OPEN OPERATOR STATION IS WIDE AND COMFORTABLE** and the seat is a command chair. The controls are intuitive and clearly labeled.



3032E

**Tire chains and wheel weights offer additional traction.**

1All Compact Utility Tractors purchased new from an authorized John Deere Dealer come standard with a 6 year/2000 hour (whichever comes first) Powertrain Warranty. See the Limited Warranty for New John Deere Turf & Utility Equipment at dealer for details. <sup>2</sup>The engine horsepower and torque information for non-Deere engines are provided by the engine manufacturer to be used for comparison purposes only. Actual operating horsepower and torque will be less. Refer to the engine manufacturer's web site for additional information.

**6-YEAR  
LIMITED  
POWERTRAIN  
WARRANTY<sup>1</sup>**



3038E

Shown with Light Guards and LED Lights.

## LET THE MIGHTY 3 MAKE SHORT WORK OF YOUR TO-DO LIST ECONOMICALLY:

**The power steering** is fueled by a dedicated hydraulic pump. Something you'll appreciate when you've got some serious loader work to do.

**The Generous Ground Clearance.** You won't bottom out with this tractor when taking on uneven terrain.

**Liquid-Cooled Diesel Engines.** These efficient diesel engines offer deep reserves of torque for handling tough loads.

**The fuel tank** is at the back of the tractor for easy access. Also, having the fuel tank away from the hood isolates the fuel and allows for top engine performance.

**12-Volt Outlet.** Mounted on the right fender to provide power at need.

**Service Advisor** onboard diagnostics identifies mechanical problems and helps direct repairs.

**Engine access** is as easy as 1-2-3-4 with four quarter fasteners on the engine panel. Plus, side panels may be removed without tools in under a minute.

**1200-Hour Transmission Fluid Service Interval.** That's more time in the field and less time performing maintenance in the shop.

**HELP YOURSELF**  
Our full list of implements and attachments would rival the longest to-do list. Let [TipsNotebook.com](http://TipsNotebook.com) show you how to use them.



Optional canopy to provide cover from the sun or rain.

3025E



**370B BACKHOE.** These Backhoes have a reach of nearly 10 ft. (304.8 cm) and can dig down 6 ft. 10 in. (208.3 cm). Dig in.



**OPTIONAL 300E LOADER** has a lift height of 84 in. (214 cm) and a lift capacity of 1186 lb (539 kg), so you can shoulder just about anything.



**THE STANDARD FOUR-WHEEL-DRIVE** and differential lock add traction to help negotiate sandy soil, mud, snow and tough chores.

# The 3R

3033R, 3039R, 3046R

**POWRREVERSER™ TECHNOLOGY.** Features no-stop forward-to-reverse shifting with the flip of a lever. Designed to simplify tasks requiring frequent directional changes, such as loader work.

**6-YEAR  
LIMITED  
POWERTRAIN  
WARRANTY\***

3039R

## THE 3R IS STRONG WITH 33 HP (24 KW), 39 HP (29 KW) AND 46 HP (33 KW) OPTIONS.

The hydrostatic transmission is available on up to 46 HP (33 kW) models while the 12F/12R PowrReverser™ gear transmission can be had in up to 39 HP (29 kW) models. The high-capacity hydraulics are the height of loader work efficiency and smoothness. The comfort level is a strength with a scissor suspension seat, folding armrests and a 15-degree swivel. Plus, the steering wheel is adjustable and the tractor controls are color-coded, intuitive and easy-to-use.

But that's not all. These machines are built right. The durable, heavy-duty frame and solid weight provide exceptional power to the ground. The standard four-wheel drive and power steering offer ground-gripping maneuverability and traction in dirt, mud, snow or sand. The options are even strong, including a climate controlled cab for all weather work and an optional Drive-Over AutoConnect™ Mid-Mount Mower Deck. Because the tractor is a John Deere, mowing is always a strength.

\*All Compact Utility Tractors purchased new from an authorized John Deere Dealer come standard with a 6 year/2000 hour (whichever comes first) Powertrain Warranty. See the Limited Warranty for New John Deere Turf & Utility Equipment at dealer for details.



**THE FINAL TIER 4 EMISSIONS COMPLIANT, LIQUID-COOLED DIESEL ENGINE.** Tested over thousands of hours, under heavy loads, with temperatures as low as -28 ° F (-33 ° C). It's ready for your job.



**LET THE MIGHTY THREE COME THROUGH WITH THE BEST OF EVERYTHING:**

**Standard automotive-style cruise control,** keeps a constant speed.

**Forward/Reverse Twin Touch™ Pedals**  
One pedal to go forward. Another to go backward.

**LoadMatch™ Technology** prevents engine stall during heavy load applications.

**MotionMatch™ Technology** fine tunes transmission responsiveness with the turn of a dial.

**SpeedMatch™ Technology** pre-sets a maximum speed. Perfect for low-speed applications.

**eThrottle™ Technology** increases engine RPM and tractor speed simultaneously, for maximum performance while preserving fuel.

**The 60D or 72D Drive-Over AutoConnect™ Mid-Mount Mower Deck.** Simply drive over this large mower deck—then drive off with it—and get mowing.

**Quick-Attach Backhoes.** Install this backhoe within minutes while not removing 3pt hitch components. And dig in.

**Quik-Park™ 300R and 320R Loaders** can be attached and detached (with an integrated parking stand) in less than three minutes with no tools.

**HELP YOURSELF**

*Our full list of implements and attachments would rival the longest to-do list. Let [TipsNotebook.com](http://TipsNotebook.com) show you how to use them.*

**DON'T GET STUCK.** The standard four-wheel-drive and differential lock add traction on uneven ground, hills and in the mud.



**OPTIONAL FRONT-HITCH AND FRONT PTO** give you more flexibility to accomplish your tasks. Perfect for snow blowing.

**THE OPTIONAL CAB WITH HEAT AND AC.**  
**All weather. Any season. All the time.**  
Optional backup horn, horn kit, rear wiper kit and more are available for 3R cab tractors.




Optional spreader, great for salting parking lots or spreading fertilizer.



Forward/Reverse Twin Touch™ Pedals.



Intuitive dashboard controls.



Easy to maintain and service.

3 SERIES

## iMatch™ Quick-Hitch

Connect attachments and implements the easy way.

## John Deere Quik-Knect™

The easy way to connect rotary cutters, tillers and other PTO-driven implements.



## Additional Selective Control Valves and Power Beyond Kits<sup>4</sup>

Provide additional hydraulic outlets to allow for multiple functions on various implements.

<sup>4</sup>For backhoes and wood chippers.

## Implements


# LET THE MIGHTY 3 GET IT DONE.

From backhoes to wheel rakes to snowblowers and mower decks, John Deere and Frontier commercial-grade implements do it all, with precision, fast. Thanks to John Deere iMatch™, Quik-Park™ loaders and drive-over mower decks. Many, many, many implements are ready and waiting. Visit [JohnDeere.com](http://JohnDeere.com), [JohnDeere.ca](http://JohnDeere.ca), or talk to your John Deere dealer today. Here's a short list to get you started:



### Loaders

Everything from buckets to pallet fork attachments. Loader work is 3 Series territory.



### Drive-Over AutoConnect™ Mid-Mount Mower Deck or OnRamp™ Mower Deck

Cuts grass down to size and is easy to attach.

3R Only



### Rotary Cutter

Because cutting grass and brush is just one of many tasks. Grooming mowers also available.



### Front Blade

Moves dirt or gravel and clears snow. Angle right or left to make the job easier. Box blades, rear blades, landscape rakes and land planes also available.



### Rotary Tiller

Commercial-grade with heavy-duty tine shafts to loosen even the most packed-down soil.



### Backhoe

Provides precise control and extra torque when back-filling, superior visibility to the trench and powerful digging force.

**Optional Attachments:** Hydraulic or mechanical thumb, ripper point and 8 in. trenching bucket.



### Post Hole Digger & Augers

Dig in fence posts or even go deep and wide enough for the root ball of a tree.



### Core Aerator

Keep grass roots healthy. Allows oxygen in the ground and opens the soil to accept fertilizer.



### Overseeder

To spread everything from seed to fertilizer to sand.



### Cultipacker

To firm and smooth seedbeds after disking.



### Disk (3 Point)

To control weeds in low-lying areas that can't be sprayed or seeded.

## HELP YOURSELF

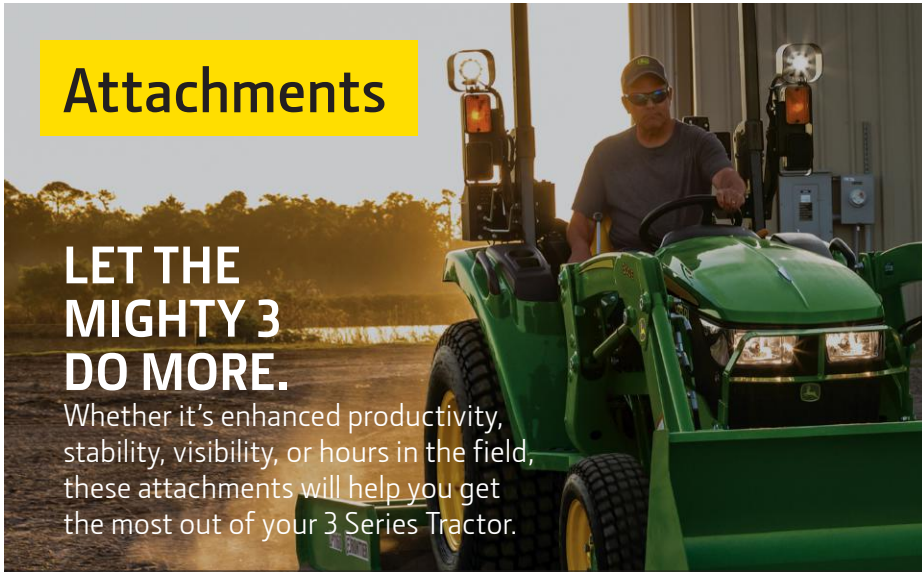
The full list of our implements and attachments would rival the longest to-do list. Let [TipsNotebook.com](https://www.tipsnotebook.com) show you how to use them.

For the full list, visit [JohnDeere.com](https://www.johndeere.com), [JohnDeere.ca](https://www.johndeere.ca) or talk to your [John Deere Dealer](#) today.

## Attachments

### LET THE MIGHTY 3 DO MORE.

Whether it's enhanced productivity, stability, visibility, or hours in the field, these attachments will help you get the most out of your 3 Series Tractor.




#### Forward Lighting Kit, Rear Work Light and 360° LED Lighting

Enjoy increased visibility when working in low-light conditions. Lights mount to brush guards located on the ROPS.



#### Lighting Brush Guard Kits (Two Guards)

Available for both the warning lights and LED lighting options.



#### Engine Coolant And Transmission Oil Heaters

For cold weather operation, be ready with these kits to warm your machine.



#### Canopies

Beat the sun and inclement weather. Canopy is installed to the ROPS. Available in metal and ABS plastic.



#### Mirror Kits

For greater visibility of what's behind you while focusing on what's ahead.



#### Ballast Box

Enhance loader performance in all conditions with correct ballasting with this heavy-duty box. Optional ballast box extension available for category 1 boxes.



#### Quik-Tatch Weights, 42 lb (19.1 kg) and 70 lb (32.7 kg)

Add some extra weight to the front of the machine easily and securely with Quik-Tatch weights.



#### Rear Wheel Weights

Weight for ballast to improve performance and safety.



### Telescoping Draft Links

Reduce the amount of effort to attach 3-point implements, making small adjustments without moving the tractor.

Not compatible with iMatch™ Quick Hitch.



### Drawbar

Attaches to the back of your 3 Series Tractor and makes hauling and towing a breeze.



### Top And Tilt

Allows hydraulic positioning, left/right and forward/backward, from the operators seat using the loader joystick. Ideal for use in box blade or rear blade applications.

3R Only



### Front Fenders And Rear Fender Extensions

Keep it clean by protecting yourself, the tractor and the implements from debris flying off the tractor tires.

Rear fender extensions shown.

3R Only



### Tire Chains

For better traction in snow, ice and tough conditions.



### Hood Guard

Protect your hood from limbs and brush. Because your hood stands between the harsh, off-road world and your engine.

## Maintenance Parts



### Filter Pak

The key to do it yourself maintenance when it comes to changing your tractor filters.



### Plus-50™ II Oil

The only engine oil you really ever need on the farm, in the field, or on the highway.



### Battery

John Deere StrongBox™ Batteries and high performance batteries are a versatile, reliable solution. Economy options available.

### Cell Phone Mount Kit

Keep your hands free and your phone at hand.  
3R Cab Only

### Tablet Mount Kit

Keep your hands free and your tablet at hand.  
3R Cab Only

### Stereo

AM/FM, Weatherband, Satellite, tablet or smart phone-ready. Play it again, Sam.  
3R Cab Only

### Cruise Control Kit

For MY18 and newer Tractors. Allows you to easily set your ground speed.

### 3-Point Tractor Receiver Hitch

For height adjustability and towing without the drawbar.

### 7-Pin Trailer Connector

Power the back up lights and brake lights on your trailer.  
3R Only

### Air Seat Suspension Kit

Sit down and make yourself comfortable. Cab and Open Operator Station models available.  
3R Only

### Large Seat Cover

By protecting your seat, many comfortable years are sure to follow.

### 3 SERIES

	3025D	3035D	3043D	3025E	3032E	3038E
<b>ENGINE</b>						
Type	3TNV88F-EPJPT Yanmar® Diesel Engine	3TNV88F-EPJPT Yanmar® Diesel Engine	3TNV88F-EPJPT Yanmar® Diesel Engine	3TNV88F-EPJT1 Yanmar® Diesel Engine	3TNV88C-NJT Yanmar® Diesel Engine	3TNV86T-NJT Yanmar® Diesel Engine
Horsepower	24.7 <sup>2</sup> (18.2 kW) <sup>5</sup>	34.7 (25.5 kW) <sup>5</sup>	42.2 (31 kW) <sup>5</sup>	24.7 <sup>2</sup> (18.2 kW) <sup>5</sup>	31.1 (22.9 kW) <sup>5</sup>	37.2 (27.4 kW) <sup>5</sup>
PTO HP Geared Transmission	20.7 (15.4 kW)	30.4 (22.7 kW)	46.3 (27.1 kW)	—	—	—
PTO HP Hydrostatic Transmission	—	—	—	19.4 (14.4 kW)	25.0 (18.6 kW)	30.0 (22.4 kW)
Rated Speed, rpm	2400	2800	2800	2400	2500	2500
Engine Displacement	100.2 cu. in. (1.64 L)	100.2 cu. in. (1.64 L)	95.8 cu. in. (1.57 L)	100.2 cu. in. (1.64 L)	100.2 cu. in. (1.64 L)	95.7 cu. in. (1.57 L)
Battery Power	12V, 600 CCA	12V, 600 CCA	12V, 600 CCA	12V, 500 CCA	12V, 500 CCA	12V, 500 CCA
Alternator	55 A	55 A	55 A	55 A	55 A	55 A
<b>HYDRAULICS</b>						
Steering	3.8 gpm (14.4 L/min)	4.4 gpm (16.8 L/min)	4.4 gpm (16.8 L/min)	4 gpm (15 L/min)	4 gpm (15 L/min)	4 gpm (15 L/min)
Implement	5.1 gpm (19.2 L/min)	5.9 gpm (22.4 L/min)	5.9 gpm (22.4 L/min)	5.3 gpm (20.2 L/min)	5.3 gpm (20.2 L/min)	5.3 gpm (20.2 L/min)
Total capacity	8.9 gpm (33.6 L/min)	10.3 gpm (39.2 L/min)	10.3 gpm (39.2 L/min)	9.3 gpm (35.2 L/min)	9.3 gpm (35.2 L/min)	9.3 gpm (35.2 L/min)
Lift capacity (24 in. Behind Center Link)	1670 lb (757.4 kg)	1670 lb (757.4 kg)	1670 lb (757.4 kg)	1356 lb (615 kg)	1356 lb (615 kg)	1356 lb (615 kg)
<b>TRANSMISSION</b>						
Standard	Gear Transmission (8F-8R)	Gear Transmission (8F-8R)	Gear Transmission (8F-8R)	Hydrostatic-2 Range	Hydrostatic-2 Range	Hydrostatic-2 Range
Optional	NA	NA	NA	NA	NA	NA
Final Drive	Spur Gear	Spur Gear	Spur Gear	Spur Gear	Spur Gear	Spur Gear
Brakes	Wet Disc	Wet Disc	Wet Disc	Wet Disc	Wet Disc	Wet Disc
Steering	Power	Power	Power	Power	Power	Power
<b>PTO</b>						
PTO Type	Transmission Driven With Overrunning Clutch	Transmission Driven With Overrunning Clutch	Transmission Driven With Overrunning Clutch	Independent	Independent	Independent
PTO	Rear 540	Rear 540	Rear 540	Rear 540	Rear 540	Rear 540
PTO Options	—	—	—	—	—	—
<b>REAR HITCH</b>						
Type	Category 1	Category 1	Category 1	Category 1	Category 1	Category 1
Control Type	Position	Position	Position	Position	Position	Position
<b>WEIGHT</b>						
Open Station 4WD/MFWD	2778 lb (1260 kg)	2800 lb (1271 kg)	2800 lb (1271 kg)	2222 lb (1008 kg)	2222 lb (1008 kg)	2222 lb (1008 kg)
Cab MFWD	—	—	—	—	—	—
<b>LOADER</b>						
Max Height Lift Capacity at Pivot	1186 lb (539 kg) <sup>6</sup>	1186 lb (539 kg) <sup>6</sup>	1186 lb (539 kg) <sup>6</sup>	1186 lb (539 kg) <sup>6</sup>	1186 lb (539 kg) <sup>6</sup>	1186 lb (539 kg) <sup>6</sup>

<sup>2</sup>The engine horsepower and torque information for non-Deere engines are provided by the engine manufacturer to be used for comparison purposes only.

Actual operating horsepower and torque will be less. Refer to the engine manufacturer's web site for additional information.

<sup>5</sup>Rated engine horsepower (ISO) per SAE J1995

<sup>6</sup>Lift values based on 320R loader. For a complete list of loader specifications see your dealer.

3033R	3039R	3046R
3TNV88C Yanmar® Diesel Engine	3TNV86CT CR Yanmar® Diesel Engine	3TNV86CHT CR Yanmar® Diesel Engine
32.2 (23.7 kW) <sup>5</sup>	38.7 (28.5 kW) <sup>5</sup>	45.3 (33.3 kW) <sup>5</sup>
24.8 (18.5 kW)	31.6 (23.6 kW)	—
24.3 (18.1 kW)	31.1 (23.2 kW)	36.6 (27.3 kW)
2600	2600	2600
100.2 cu. in. (1.64 L)	95.7 cu. in. (1.57 L)	95.7 cu. in. (1.57 L)
12V, 500 CCA	12V, 500 CCA	12V, 500 CCA
75 A	75 A	75 A
6.2 gpm (23.5 L/min)	6.2 gpm (23.5 L/min)	6.2 gpm (23.5 L/min)
9.1 gpm (34.3 L/min)	9.1 gpm (34.3 L/min)	9.1 gpm (34.3 L/min)
15.3 gpm (57.6 L/min)	15.3 gpm (57.6 L/min)	15.3 gpm (57.6 L/min)
2200 lb (998 kg)	2200 lb (998 kg)	2200 lb (998 kg)
PowrReverser 12F/12R	PowrReverser 12F/12R	eHydro
Hydrostatic-3 Range	Hydrostatic-3 Range	NA
Helical Gear	Helical Gear	Helical Gear
Wet Disc	Wet Disc	Wet Disc
Power	Power	Power
Independent	Independent	Independent
Rear 540	Rear 540	Rear 540
Mid	Mid	Mid
Category 1	Category 1	Category 1
Position	Position	Position
2900 lb (1316 kg)	2900 lb (1316 kg)	2900 lb (1316 kg)
3570 lb (1619 kg)	3570 lb (1619 kg)	3570 lb (1619 kg)
1598 lb (725 kg) <sup>6</sup>	1598 lb (725 kg) <sup>6</sup>	1598 lb (725 kg) <sup>6</sup>

## 6-YEAR LIMITED POWERTRAIN WARRANTY

We're backing these tractors with a reliable 6-Year Powertrain Warranty.<sup>1</sup> It's standard, comes at no cost, and covers both residential AND commercial use. It's just one more reason why—Nothing Runs Like a Deere™.

<sup>1</sup>All Compact Utility Tractors purchased new from an authorized John Deere Dealer come standard with a 6 year/2000 hour (whichever comes first) Powertrain Warranty. See the Limited Warranty for New John Deere Turf & Utility Equipment at dealer for details.



## POWERGARD™ PROTECTION PLANS<sup>7</sup>

Protect your 3 Series Tractor with a PowerGuard Protection Plan. It provides parts and labor coverage up to five years beyond your manufacturer's warranty. And if you sell your machine before coverage term ends, the remaining coverage is fully transferable to the next owner—adding value to resale or trade-in.

### Residential (U.S.)

Offers same coverage as factory warranty; \$0 deductible and no out of pocket costs on covered repairs; transportation for repairs covered by factory warranty or extended repair protection.

### Agriculture Equipment (Canada)

Offers same bumper-to-bumper coverage as factory warranty (excludes some specific items); excludes high-wear/maintenance type of parts/components; subject to a low (or no) deductible.

<sup>7</sup>Certain limitations and exclusions may apply. For complete terms and conditions, please refer to [www.johndeere.com/pppr](http://www.johndeere.com/pppr) or [www.johndeere.ca/pppr](http://www.johndeere.ca/pppr).

## The Augusta Georgia Factory

All 3 Series Tractors are **designed, assembled, tested and distributed out of our Augusta Georgia Factory**. Learn more about how we run at [JohnDeere.com/3Series](http://JohnDeere.com/3Series) or [JohnDeere.ca/3Series](http://JohnDeere.ca/3Series).



## John Deere Financing

Put the strength and flexibility of John Deere Financing behind your purchase. We know the landscape you work in and we're committed to helping you get what you need. You can bank on it.

[JohnDeere.com/3Series](http://JohnDeere.com/3Series)  
[JohnDeere.ca/3Series](http://JohnDeere.ca/3Series)



John Deere, the leaping deer symbol and John Deere's green and yellow trade dress are the trademarks of Deere and Company.

DSAA74298 Litho in U.S.A. (19-04)